



THE KING OF iNG!

Created by:
Susan Moran
[T.G.I.F.](#)



MY CLASS:

our class
anchor
chart:



MY students in their
"king of ing" crowns



Name: _____

Highlight it:

ring

fit

fin

sit

thing

swing

sing

mitten

pin

wing

king

being

him

pit

his

Find and highlight all the words with "ing" in them

Add it:

Look at the picture. Add the beginning consonant to complete the "ing" word.



- - - - -
_____ ing



- - - - -
_____ ing




Name: _____


Trace it, Read it, Draw it:

Trace each word, read it aloud, and draw a picture of it.


king



sing



wing




Try to write a silly sentence using all 3 "ing" words from above!



King of ing crown:

copy onto yellow construction paper. Students cut out crown, decorate with colorful "ing" words, and attach crown to sentence strip paper for headband to wear.



THANKS!

Thank you for downloading my "King of ing" freebie! Please leave feedback at my TPT store and let me know what you think!

For more ideas and freebies, visit me at my blog:

[T.G.I.F. \(Thank God it's First Grade!\)](#)

For more of my products, visit my TPT store:

[Susan Moran \(TGIF\)](#)

